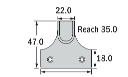


Standard ironmongery:

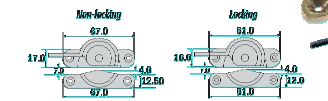
**Curved Sash Lift**

- Aesthetic curves
- Ergonomically designed with thumb recesses
- Narrower depth than some traditional designs
- Fits on the bottom sash rail
- Designed to assist lifting the sash window up and down

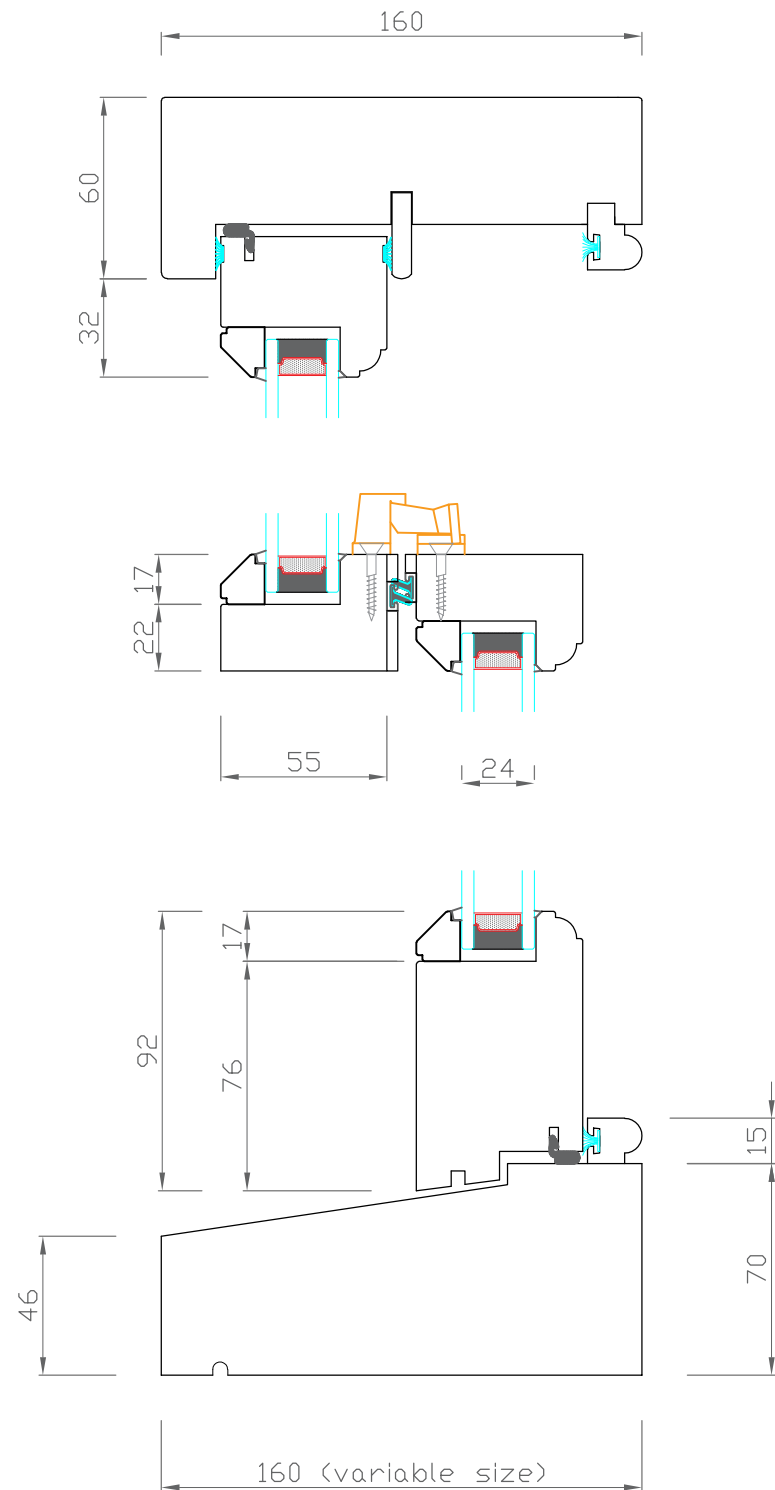


**Narrow Fitch Fastener**

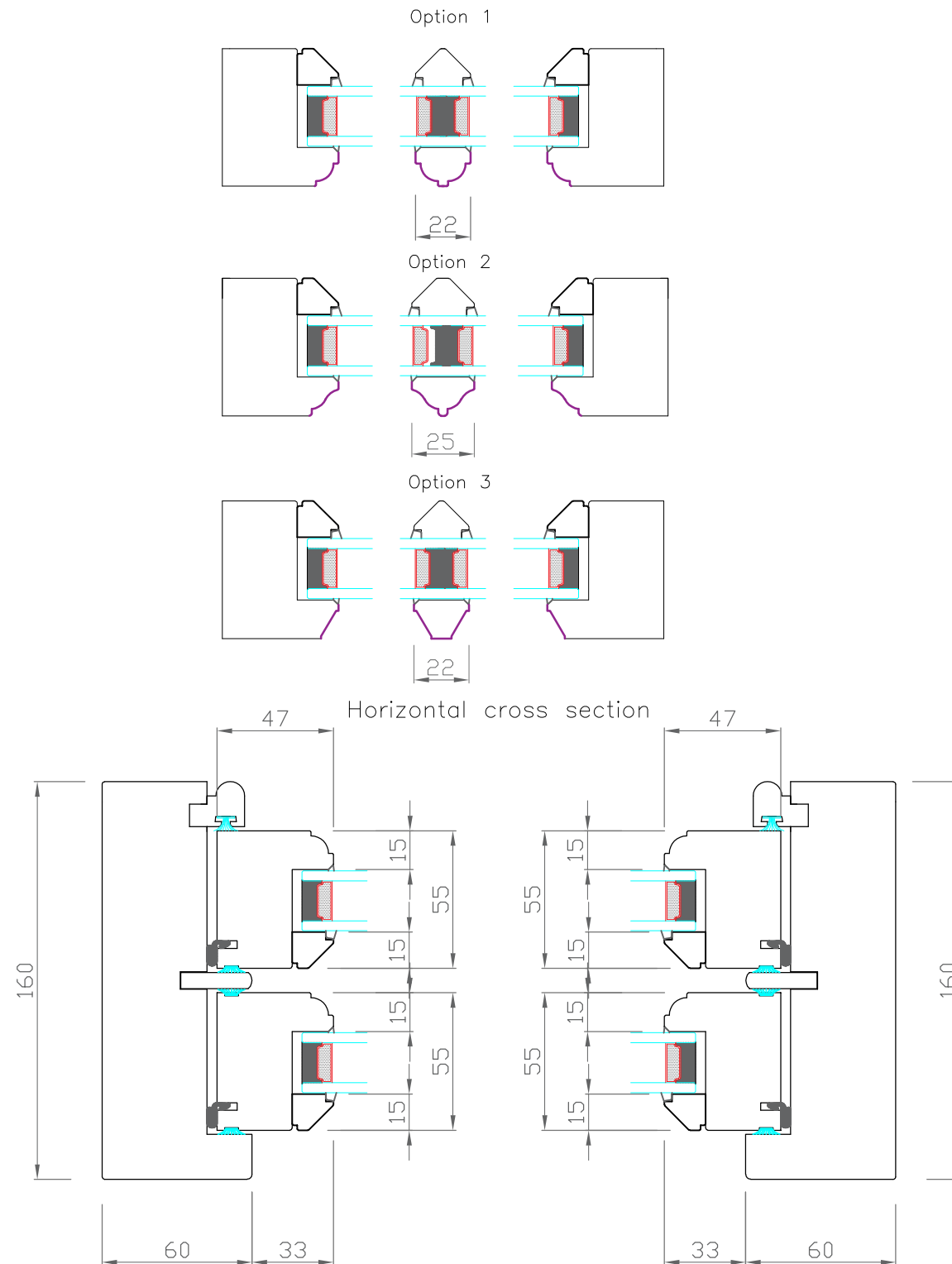
- Traditional fastener
- Suitable for double-glazed windows
- Designed to work with and align the matching rolls together
- Supplied with locking system only
- Locking narrow loop: 12mm
- Non-locking narrow loop: 12.5mm




Vertical cross section




Glazing bead and stick on bars moulding cross section



Standard ironmongery finish



Optional ironmongery finish



NOTE: All dimension in millimeters

**Global Doors And Windows LTD**

Unit 4, Riverside Business Park  
16 Lyon Road, South Wimbledon  
London, SW19 3RL  
info@globaldoorsandwindows.com  
telephone 02085403833  
mobile 07800601561



DRAWING TITLE:  
Springs Mechanism Sash Window – details

PROJECT:

DRAWING NO. GDW\_SS02 DRW: ZW

DATE: 14.12.18 SCALE: 1:2.5 SIZE: A3

