

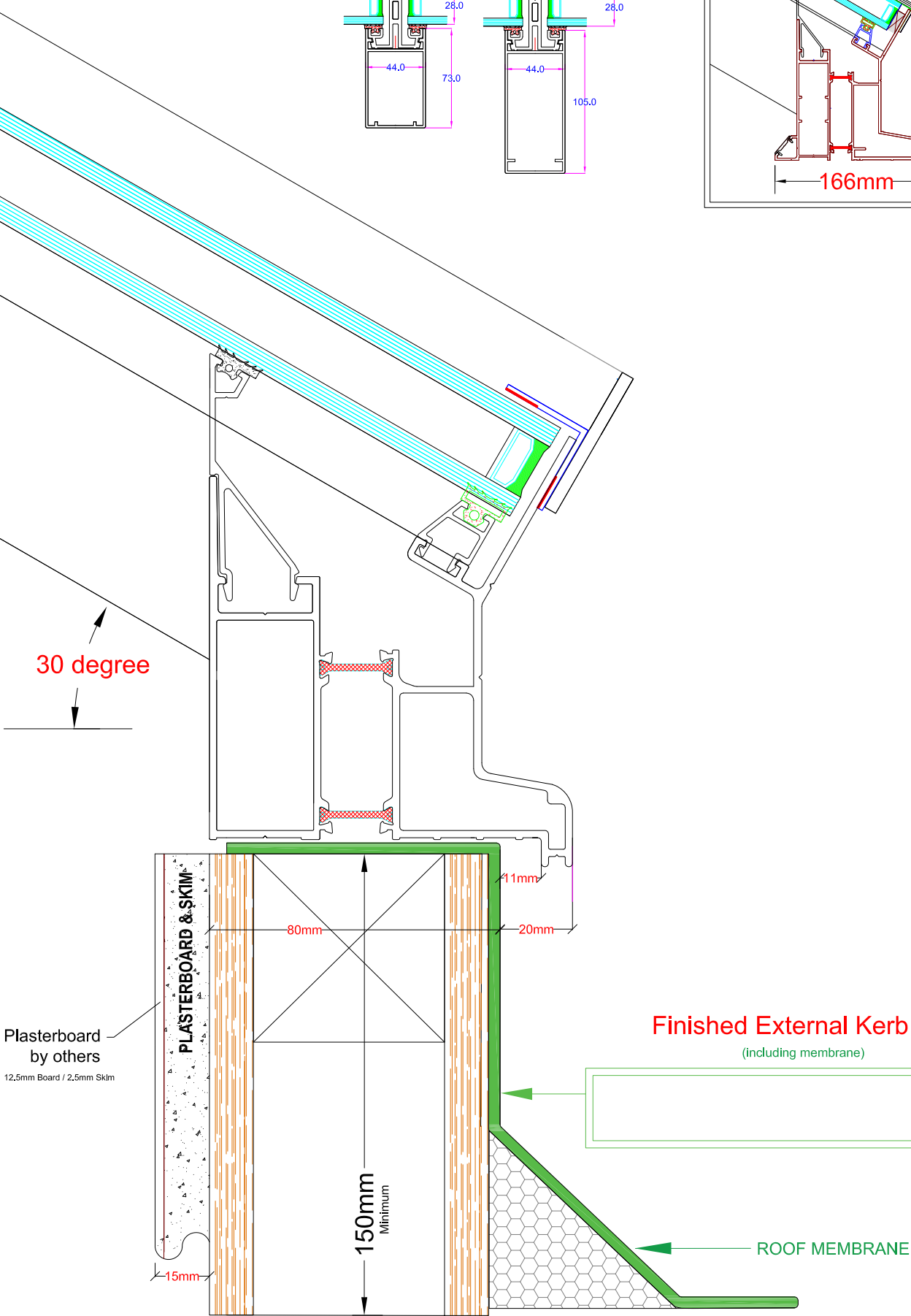
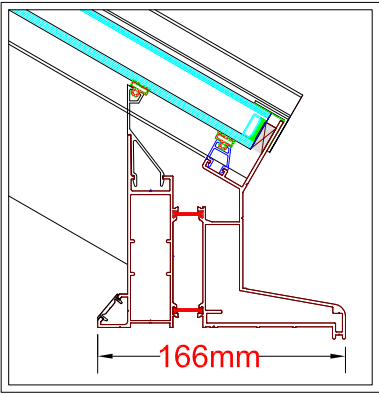
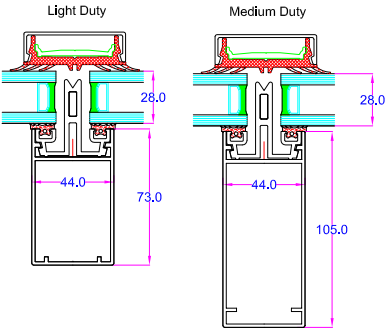


## **Double Hipped Roof Lights**

THERMALLY BROKEN ALUMINIUM  
ROOFLIGHTS

# Slimline -Eaves Assembly

Optional wider eaves beam  
available on request as an extra





*Natural choice for natural light*

## Double Hipped Rooflights



Our rooflights are constructed from aluminium, and are fully thermally broken giving superior thermal efficiency coupled with low maintenance and stylish design.

We offer quality powder coated finishes to any standard RAL colour of your choice including dual colour (i.e. internal/external different colours).





## *Natural choice for natural light*



Different internal and external profile finishes are available including square, ornate and raked features to suit your application.

Our rooflights are made to your specific size with pitches ranging from 15 to 45 degrees (30 degrees is our standard).



Our rooflights can accommodate a multitude of glazing options from 24mm double glazed to 50mm triple glazed units.

*Natural choice for natural light*



Double hipped rooflight with square bar feature  
6.5 metres long by 2.5 metres wide



## *Natural choice for natural light*



With our sleek yet robust components, large bar centres are achievable delivering maximum daylight penetration.

Rooflight opposite, displays our square bar feature which gives the look of traditional timber without the maintenance.

All our rooflights can accommodate our opening vents.

*Natural choice for natural light*



Ref : 14169 (978) Banks Design

Double Hipped Rooflight  
Int. Dimensions : 1500mm x 1200mm  
30 Degree Pitch  
Colour : Ral 7015 Matt  
28mm Pilkington Activ Glazing (Clear)



*Natural choice for natural light*



Ref : 12189 (826) Treen

Double Hipped Rooflight  
Int. Dimensions : 1980mm x 1750mm  
30 Degree Pitch  
Colour : Ral 9910 Satin  
1 Electrically Operated Vent  
28mm Pilkington Activ Solar Controlled Glazing (Grey)



*Natural choice for natural light*



Ref : 9844 (524) Higgins

Double Hipped Rooflight  
Int. Dimensions : 2700 m x 1800mm  
30 Degree Pitch  
Colour : Ral 9910 Satin  
One Electrically Operated Vent  
28mm Pilkington Std Glazing (Clear)

*Natural choice for natural light*



Ref : 20655 (1515) Mcquillan

Double Hipped Rooflight

Int. Dimensions : 3000mm x 2000mm

30 Degree Pitch

Dual Colour : Ral 7015 Satin Ext / Ral 9910 Satin Int

28mm Pilkington Activ Glazing (Clear)



*Natural choice for natural light*



Ref : 1476 / 20767 Waters

Double Hipped Rooflight

Int. Dimensions : 3210mm x 1610mm

30 Degree Pitch

Dual Colour : Ral 7043 Matt Ext / Ral 9910 Satin Int

28mm Pilkington Activ Solar Controlled Glazing (Neutral Grey)

*Natural choice for natural light*



Ref : 1528 (21233) Kirkdale

Double Hipped Rooflight

Int. Dimensions : 3515mm x 1645mm

30 Degree Pitch

Dual Colour : Ral 6006Matt Ext / Ral 9910 Satin Int

2 Electrically Operated Vent

28mm Pilkington Activ Glazing (Clear)



## *Natural choice for natural light*



Pictures by :- <http://www.helenioliffephotography.com>

Architect :- [tilly@adonia-architectural.co.uk](mailto:tilly@adonia-architectural.co.uk) <http://www.adonia-architectural.co.uk>

Ref : 1068 (15045) Clarke

Double Hipped Rooflight  
Int. Dimensions : 4000mm x 2000mm  
30 Degree Pitch  
Dual Colour : Ral 7016 Matt  
2 Electrically Operated Vent  
28mm Pilkington Activ Glazing (Clear)

*Natural choice for natural light*



Ref : 11952 (839) Scicluna

Double Hipped Rooflight

Int. Dimensions : 4000mm x 2000mm

30 Degree Pitch

Dual Colour : Ral 7015 Satin Ext / Ral 9016 Satin Int

28mm Pilkington Activ Glazing (Clear)



*Natural choice for natural light*



Ref : 12532 (834) Hackworth

Double Hipped Rooflight

Int. Dimensions : 4630mm x 3030mm

30 Degree Pitch

Colour : Ral 7022 Matt

28mm Pilkington Activ Solar Controlled Glazing (Blue)

*Natural choice for natural light*



Ref : 9951 (558) Spyrka

Double Hipped Rooflight

Int. Dimensions : 5000mm x 3000mm

30 Degree Pitch

Dual Colour : Ral 9005 Matt Ext / Ral 9910 Satin Int

1 Electrically Operated Vent

28mm Pilkington Activ Glazing (Clear)



*Natural choice for natural light*



Ref : 11172 (903) Maynecol

Double Hipped Rooflight  
Int. Dimensions : 5200mm x 4300mm  
30 Degree Pitch  
Colour : Ral 9910 Satin  
4 Electrically Operated Vent  
28mm Pilkington Std Glazing

*Natural choice for natural light*



Ref : 108371 (673) GT Wall

Double Hipped Rooflight  
Int. Dimensions : 6000mm x 2200mm  
30 Degree Pitch  
Colour : Ral 9910 Satin  
4 Electrically Operated Vent  
28mm Pilkington Std Glazing



*Natural choice for natural light*

## Roof Vents



Roof vents are purpose made to your exact requirements and can accommodate glass thicknesses from 6mm to 50mm (28mm is our standard).

Powder Coated to any standard RAL colour of your choice.

Manual, 230 Volt or 24 Volt electrical operation options available.



100T Digital control panel with rain sensor and thermostat



Electrical chain motor



Manual worm gear




On/Off Retractive switch



# *Natural choice for natural light*

## Glass Options



There's an abundance of different glass specifications to choose from.



Our preferred supplier is Pilkington Glass as they are an established company and household name.

Our standard specification for glass is 28mm Clear toughened double glazed units (with a centre pane U value of 1.2 W/m).


However, we do offer a 50mm triple-glazed unit option (with a centre pane U value of 0.7 w/m<sup>2</sup>)

Glass upgrades such as Activ Self Cleaning and also Activ Blue or Neutral (Grey) Solar controlled options are available just to name a few.


Glass samples and more technical information available on request.



Clear Activ



Solar Blue Activ



Solar Neutral Grey Activ



# *Natural choice for natural light*





# *Natural choice for natural light*

